

# Google Classroom

Kratko uputstvo

Jelena Mikolašek Musabegović  
Belma Mehanić Kapo

Srednja medicinska škola Sarajevo

# Dobro došli!

Čestitamo Vam na uspješno završenoj osnovnoj školi i upisu u našu školu.

Dobili ste od razrednih starješina svoje nove mail adrese i lozinke. S obzirom da je ovo “poslovna” email adresa da Vam ukažemo na neka pravila:

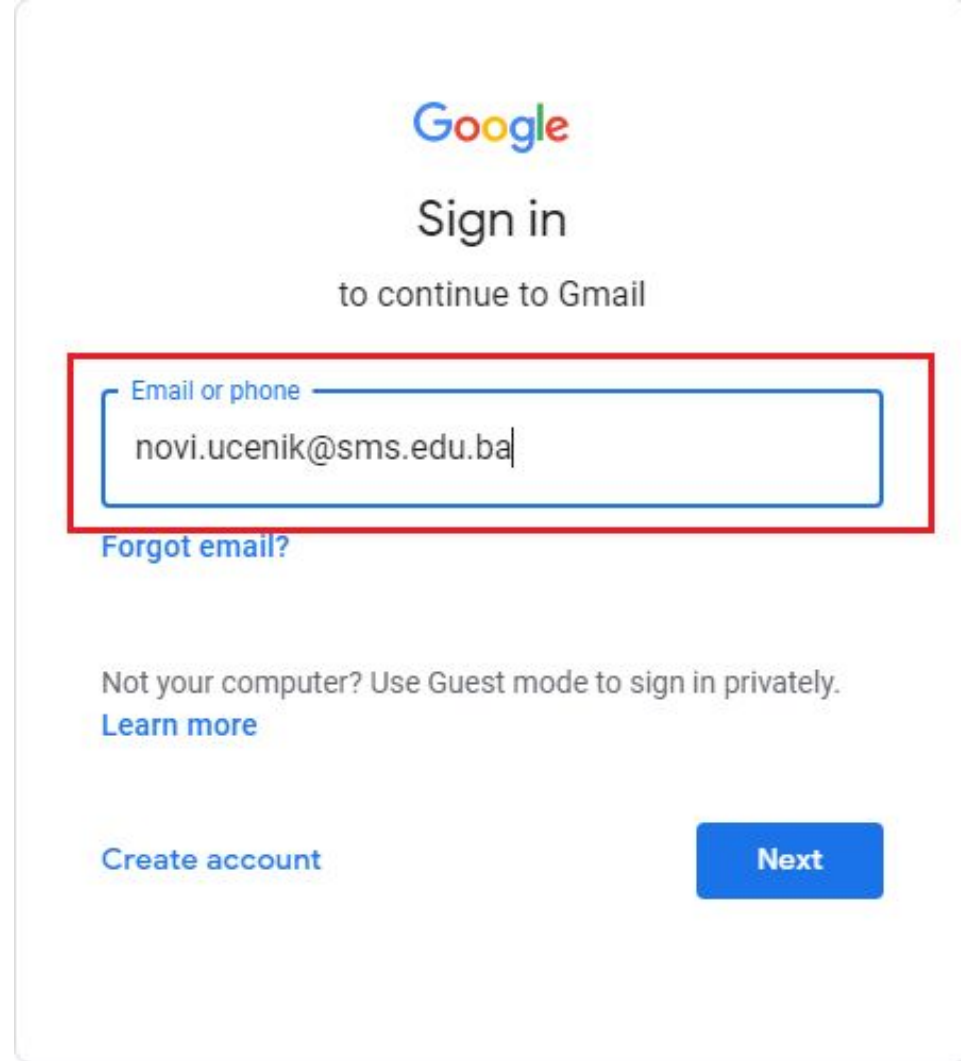
- Nije dozvoljeno zloupotrebljavanje ove email adrese kao što je prijavljivanje na društvene mreže sa ovom adresom ili slanje neprimjerenih ili uvrijedljivih poruka.
- Lozinku ne otkrivajte nikome !



# Uputstvo

Vjerujemo da je većina učenika već koristila gmail ali ukoliko niste slijedi kratko uputstvo za prijavu:

- U web browseru (Chrome, Mozilla, ...) ukucate [www.gmail.com](http://www.gmail.com)
- Ukucate email adresu koju ste dobili i kliknete Next. Email adrese su u formatu: [ime.prezime@sms.edu.ba](mailto:ime.prezime@sms.edu.ba)
- novi.ucenik je samo primjer



Google

Sign in

to continue to Gmail

Email or phone

[Forgot email?](#)

Not your computer? Use Guest mode to sign in privately.  
[Learn more](#)

[Create account](#)

[Next](#)

- U sljedećem koraku ukucavate lozinku (password) i opet kliknete Next (ili Enter na tastaturi)

Google

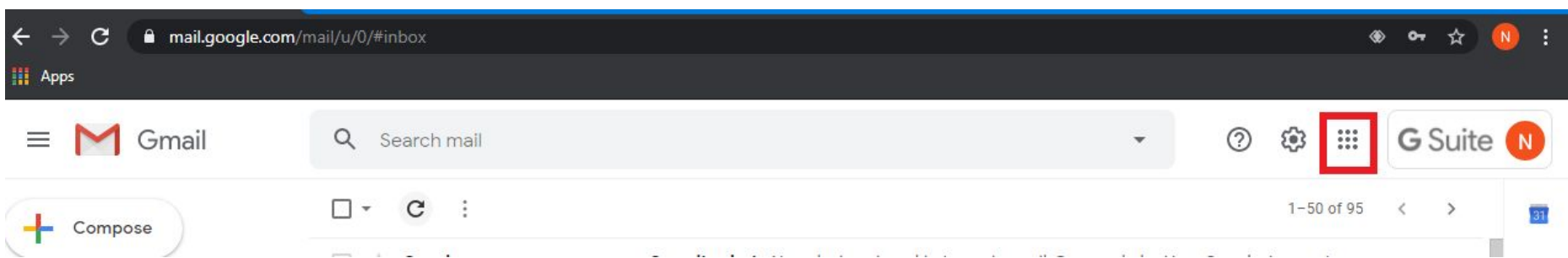
Hi Novi

N novi.ucenik@sms.edu.ba ▾


Enter your password

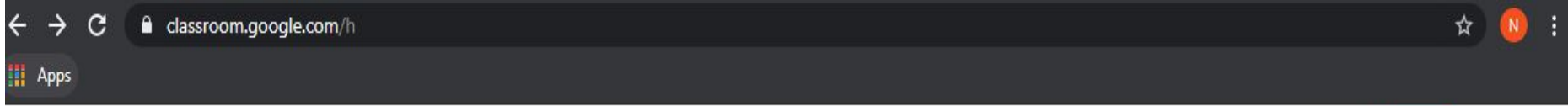
Forgot password?

Next



U gornjem desnom uglu vidjećete ikonu sa 9 tačkica. Klikom na tu ikonice dobićete izbornik Google aplikacija koje su Vam dostupne. Izaberite Classroom





☰ Google Classroom




Kada otvorite Classroom, klikom na plus, u gornjem desnom uglu, dobićete mogućnost da pristupite učionicama. Dobili ste pristupne kodove za svaki predmet koje ukucavate u polje Class Code i nakon toga kliknete na Join. Kod na slici na sljedećem slide-u je samo primjer, Vi ukucavate kodove koje ste dobili.

Za svaki predmet ukucate Class Code i kliknete Join.

✕ Join class

Join

You're currently signed in as

 **Novi Učenik**  
novi.ucenik@sms.edu.ba

Switch account

**Class code**  
Ask your teacher for the class code, then enter it here.

Class code

**To sign in with a class code**

- Use an authorized account
- Use a class code with 5-7 letters or numbers, and no spaces or symbols

If you have trouble joining the class, go to the [Help Center article](#)



Vaša online škola bi trebala izgledati otprilike ovako. Klikom na znak Plus (+) u gornjem desnom uglu dodajete novi predmet. Postupak dodavanja predmeta trebate uraditi za svaki predmet

The screenshot displays the Google Classroom web interface. At the top, the browser address bar shows 'classroom.google.com/h'. Below the browser, the Google Classroom header includes the logo, a plus sign for adding courses, a grid icon for navigation, and a notification bell with the letter 'N'. Underneath the header, there are navigation tabs for 'To-do', 'To review', and 'Calendar'. The main content area features three course cards:

- Informatika Ie - II gru** (2020/2021) by Jelena Mikolasek Musabegovic. The card has a blue header and a profile picture of a woman.
- Proba Ia** by Belma Mehanić. The card has a blue header and a profile picture of a woman. It includes a 'Decline' link and a blue 'Join' button.
- MATEMATIKA -II d** by VILDANA BRULIC-SIPILOVIC. The card has a purple header and a grey placeholder profile picture. It includes icons for a camera and a folder.

Na donjoj slici možete vidjeti jednu učionicu. Crvenom bojom su označena 3 dijela učionice: Stream, Classwork i People.

classroom.google.com/c/MTUyNDkzNDUxMTU1

Apps

Informatika Ie - II grupa  
2020/2021

Stream Classwork People

## Informatika Ie - II grupa

2020/2021

Meet link <https://meet.google.com/lookup/d5okich7ui>

Upcoming

Woohoo, no work due soon!

[View all](#)

Share something with your class...

[View class updates and connect with your class here](#)





See when new assignments are posted

- Na Stream-u su objave za cijelu učionicu. To su javne objave koje svi vide.
- Classwork je dio za Vaše zadatke
- People su nastavnici i učenici jedne učionice

---

Stream   **Classwork**   People

---

 [View your work](#)    [Meet](#)    [Google Calendar](#)    [Class Drive folder](#)

[View all classwork here](#)





1

Stream   Classwork   **People**

---

## Teachers

---

	Jelena Mikolasek Musabegovic	
	Belma Mehanić	

Sretno

